

Customer N°:	Customer reference:	Order form date:	Company:
--------------	---------------------	------------------	----------

**POOL TYPE**

Polyester shell

- Brand: .....

- Model: .....

Concrete    Resin    Wood

Polystyrene block    Metal

---

**WATERTIGHTNESS**

Liner\*    On-site lining

Tiles    Coated


Other: .....

\* For a sharp radius liner, a radius of 5 cm will be made on your slats.

---

**POOL**

**Diagonals**

Diagonal AC = ..... cm 

Diagonal BD = ..... cm

**Overflow**

Yes (by default 1 every 4 m on each length) on  AB    BC    CD    AD

No

Infinity control box (we recommend the Pushlock hanging mount kits)

---

**INFO**

For an overflow pool, the hanging mount kits will be delivered in raw stainless-steel.

**! INTERIOR POOL DIMENSIONS BE TAKEN AT THE WATER LINE AFTER WATERTIGHTNESS HAS BEEN MADE**

**Skimmer thickness**

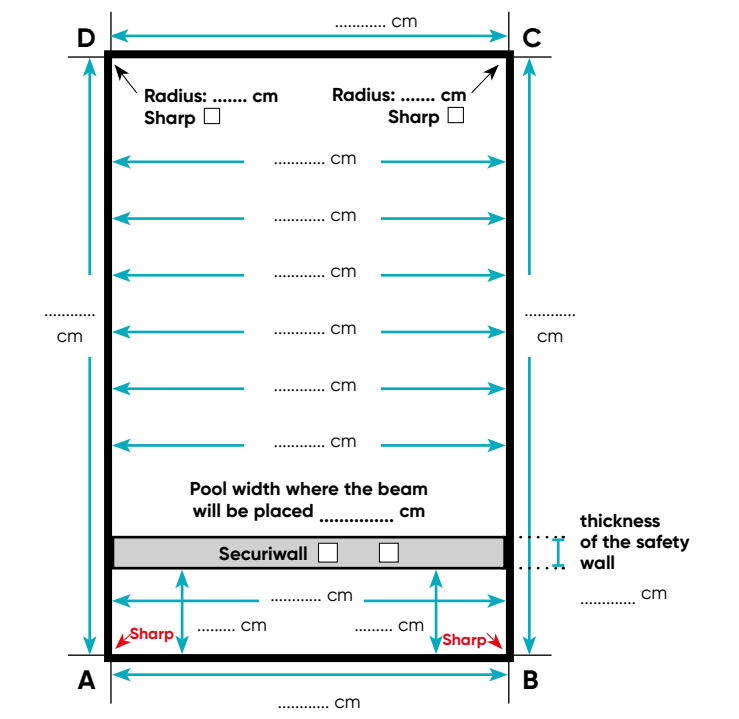
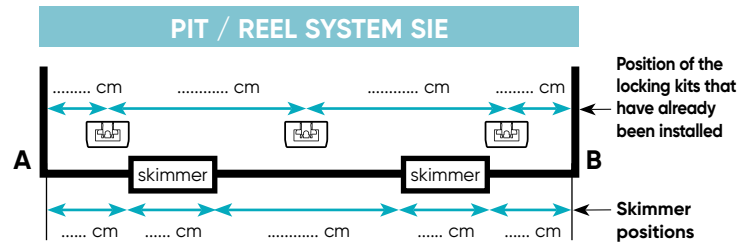
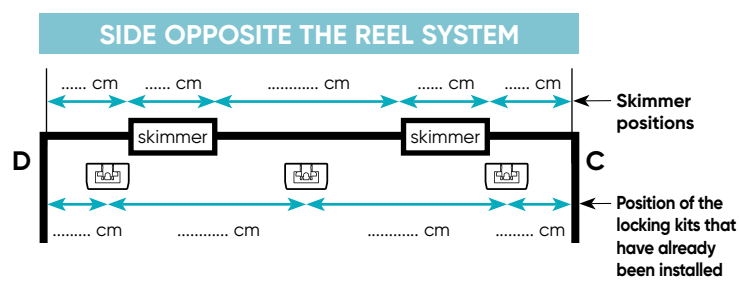
Flush    Proud of ..... cm

**Skimmers on the widths indicate them on the drawing**


Skimmer in the pit

**Skimmers on the lengths:**  BC    AD

Stairs (see p. 100).



**skimmer** : Indicate the exact skimmer positions.

 : Indicate the positions of the locking kits that have already been installed.

To comply with the French NF P90-308 safety standard, the locking kits must be installed in accordance with our recommendations in the technical instructions leaflet. The positioning of the locking kits will be determined by CF group according to the configuration of your pool. A detailed will be sent to you when your cover is delivered.

**Limits of use:** To comply with all NF P90-308 standards, that it is essential that all the elements making up this safety cover (mechanics, slats, motorization...) must come from CF group. If this is not the case, we will not be able to issue this certificate.

Limits of use: DEL covers for overflow pools can only be compliant if the pool is equipped with an Infinity box-type device for automatically lowering the water level by at least 2 cm when the cover is closed.


At present, DEL covers with a removable form on a side are not compliant with standard NF P90-308. Unless the alarm manufacturer specifies otherwise, immersion alarms are not compatible with DEL covers.

**! TUBE / REEL SYSTEM SIDE = AB**



# SLATS ONLY - DRAWING (FOR ABOVE-GROUND COVERS & ROLLINSIDE)

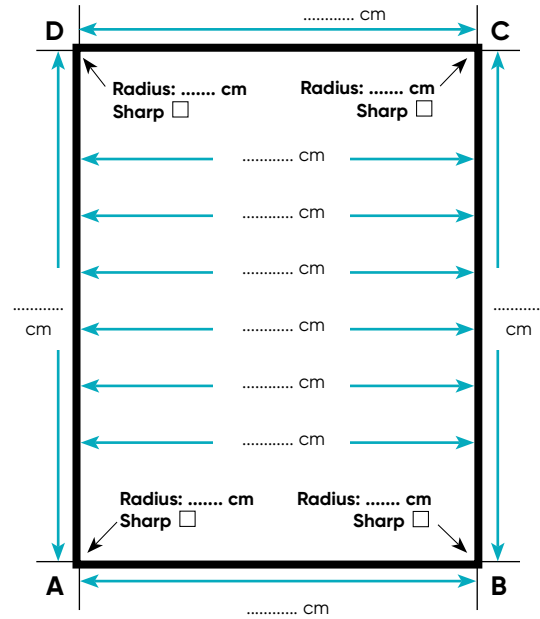
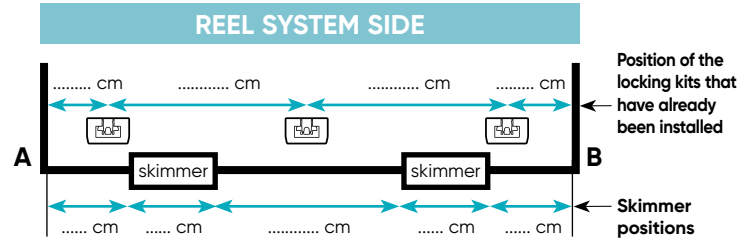
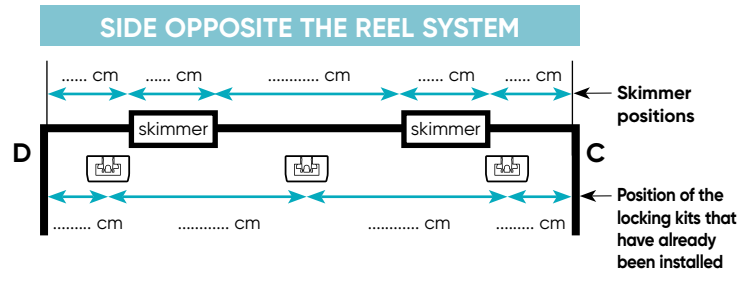
Customer N°:	Customer reference:	Order form date:	Company:
--------------	---------------------	------------------	----------

<b>POOL TYPE</b>	
<input type="checkbox"/> Polyester shell	
- Brand: .....	
- Model: .....	
<input type="checkbox"/> Concrete	<input type="checkbox"/> Resin
<input type="checkbox"/> Polystyrene block	<input type="checkbox"/> Wood
<input type="checkbox"/> Polystyrene block	<input type="checkbox"/> Metal
<b>WATERTIGHTNESS</b>	
<input type="checkbox"/> Liner*	<input type="checkbox"/> On-site lining
<input type="checkbox"/> Tiles	<input type="checkbox"/> Coated
<input type="checkbox"/> Other: .....	
* For a sharp radius liner, a radius of 5 cm will be made on your slats.	
<b>POOL</b>	
<b>Diagonals</b>	
Diagonal AC = .....	
Diagonal BD = .....	
<b>Overflow</b>	
<input type="checkbox"/> Yes (by default 1 every 4 m on each length)	
on <input type="radio"/> AB <input type="radio"/> BC <input type="radio"/> CD <input type="radio"/> AD	
<input type="checkbox"/> No	
<input type="radio"/> Infinity control box (we recommend the Pushlock hanging mount kits)	
<b>INFO</b>	
For an overflow pool, the hanging mount kits will be delivered in raw stainless-steel.	

**! INTERIOR POOL DIMENSIONS BE TAKEN AT THE WATER LINE AFTER WATERTIGHTNESS HAS BEEN MADE**


**Skimmer thickness**  
 Flush  Proud of ..... cm  
**Skimmers on the widths indicate them on the drawing**  
**Skimmers on the lengths:**  BC  AD

Stairs (see p. 100).



**! TUBE / REEL SYSTEM SIDE = AB**

**skimmer** : Indicate the exact skimmer positions.

 : Indicate the positions of the locking kits that have already been installed.

To comply with the French NF P90-308 safety standard, the locking kits must be installed in accordance with our recommendations in the technical instructions leaflet. The positioning of the locking kits will be determined by CF group according to the configuration of your pool. A detailed plan will be sent to you when your cover is delivered.

**Limits of use:** To comply with all NF P90-308 standards, that it is essential that all the elements making up this safety cover (mechanics, slats, motorization...) must come from CF group. If this is not the case, we will not be able to issue this certificate.

Limits of use: DEL covers for overflow pools can only be compliant if the pool is equipped with an Infinity box-type device for automatically lowering the water level by at least 2 cm when the cover is closed.

At present, DEL covers with a removable form on a side are not compliant with standard NF P90-308. Unless the alarm manufacturer specifies otherwise, immersion alarms are not compatible with DEL covers.

# STAIR SLATS - DRAWING

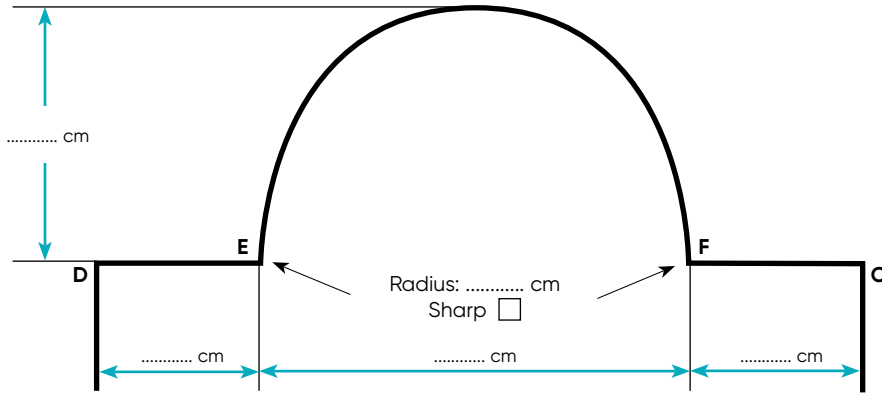
Customer N°:	Customer reference:	Order form date:	Company:
--------------	---------------------	------------------	----------

 : Indicate the exact skimmer positions

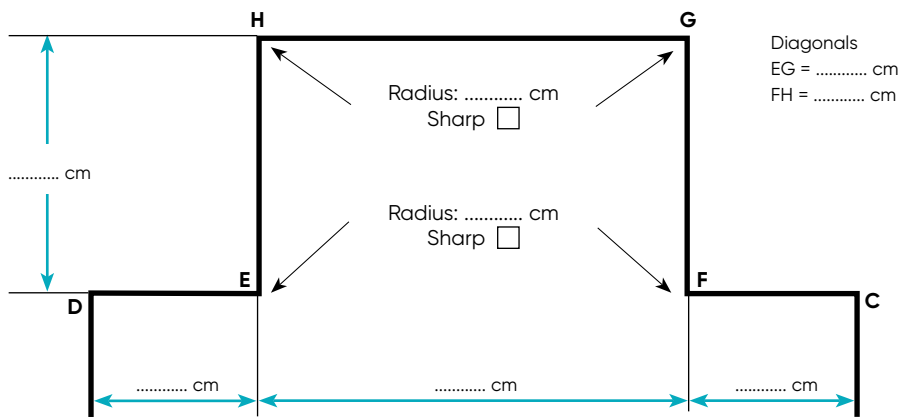
 : Indicate the position of the locking kits that have already been installed

## ROMAN STAIR

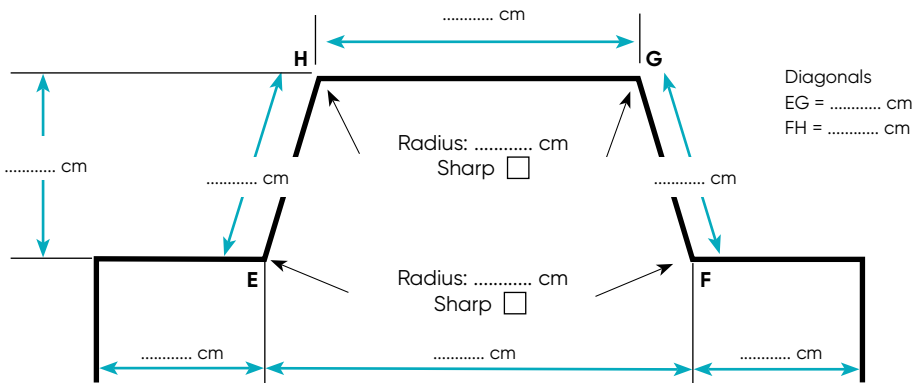
We recommend the use of the measurement-taking order triangulation form  
See order form on p. 101.



## SQUARE STAIR



## TRAPEZOID STAIR



# TRIANGULATION DRAWING FOR STAIR SLATS

Customer N°:	Customer reference:	Order form date:	Company:
--------------	---------------------	------------------	----------

CD = ..... cm

EF = ..... cm

CF = ..... cm

ED = ..... cm

EP = ..... cm

E1 = ..... cm

E2 = ..... cm

E3 = ..... cm

E4 = ..... cm

E5 = ..... cm

E6 = ..... cm

E7 = ..... cm

F1 = ..... cm

F2 = ..... cm

F3 = ..... cm

F4 = ..... cm

F5 = ..... cm

F6 = ..... cm

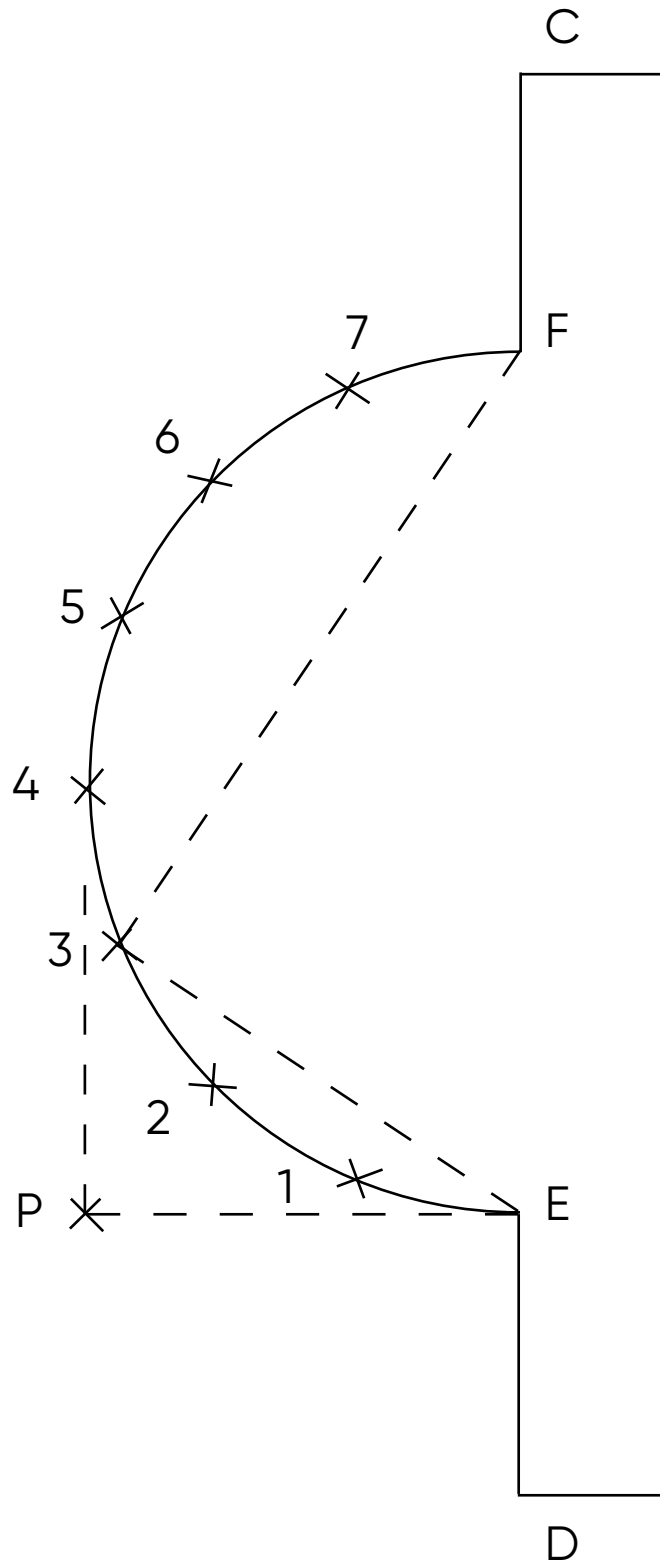
F7 = ..... cm

Corner radius C = .....cm

Corner radius D = .....cm

Corner radius E = .....cm

Corner radius F = .....cm



# TRUCK ACCESS CHECKING GUIDE

Company name:	Customer reference:
---------------	---------------------

**i** INFO

To allow us to deliver to you with maximum efficiency, please fill in this questionnaire carefully. We decline all liability in the event of the required delivery location being inaccessible due to the indications you have provided. Any new deliveries will be invoiced to you. Thank you for your understanding.



**ORDERED EQUIPMENT**

Automatic slatted cover   
  Bar cover   
  Bubble cover (over 4.50 m)   
  Pool kits solutions/above-ground pools

**ROAD SIGNAGE LEADING TO THE REQUESTED DELIVERY POINT**



Have you already seen this type of road sign on the road that leads to the requested delivery point?

Yes If so, please indicate which ones: .....  
 No

**ACCESS TO THE REQUESTED DELIVERY POINT: TYPES OF VEHICLE LIKELY TO HAVE ACCESS**

Below are different vehicle types. Indicate which types are likely to be able to pass in front of the requested delivery location.

 Tractor + trailer (38 tonnes): <input type="checkbox"/> Yes <input type="checkbox"/> No	 Semi-trailer (38 tonnes): <input type="checkbox"/> Yes <input type="checkbox"/> No	 Small carrier (19 tonnes): <input type="checkbox"/> Yes <input type="checkbox"/> No	 Small truck (<6 tonnes): <input type="checkbox"/> Yes <input type="checkbox"/> No
 Garbage trucks: <input type="checkbox"/> Yes <input type="checkbox"/> No	 Concrete mixer trucks: <input type="checkbox"/> Yes <input type="checkbox"/> No	 Fuel delivery trucks: <input type="checkbox"/> Yes <input type="checkbox"/> No	 Small van: <input type="checkbox"/> Yes <input type="checkbox"/> No

**TRUCK CLEARANCES: DETAILS**

Be careful of the truck clearance: Is the delivery address subject to one of the below situations ?

 Electric cables: <input type="checkbox"/> Yes <input type="checkbox"/> No	 Low branches: <input type="checkbox"/> Yes <input type="checkbox"/> No	 Corners of roads: <input type="checkbox"/> Yes <input type="checkbox"/> No
-------------------------------------------------------------------------------	----------------------------------------------------------------------------	--------------------------------------------------------------------------------

**OTHER INDICATIONS, PLEASE DESCRIBE**

# IVERNEA & IVERNEA PLUS WINTER PROTECTION COVERS

Customer N°: .....	Customer reference: .....	Order form date: .....
--------------------	---------------------------	------------------------

<p><b>Company contact details:</b></p> <p>Surname: .....</p> <p>Postcode: ..... City: .....</p> <p>Country : .....</p> <p>Phone: .....</p> <p>E-mail: .....</p> <p>Contact in case of missing measurements: .....</p> <p>.....</p> <p>.....</p>	<p><b>Delivery address:</b></p> <p>Name: .....</p> <p>Address: .....</p> <p>Postcode: .....City: .....</p> <p>Country.....</p> <p>Phone (person to contact) .....</p> <p>Access: <input type="checkbox"/> Semi-trailer <input type="checkbox"/> Carrier Other: .....</p> <p><input type="checkbox"/> Pick up at DEL Brécé factory (35530 Brécé, FRANCE)</p>
-------------------------------------------------------------------------------------------------------------------------------------------------------------------------------------------------------------------------------------------------	-------------------------------------------------------------------------------------------------------------------------------------------------------------------------------------------------------------------------------------------------------------------------------------------------------------------------------------------------------------

New pool       Existing pool: to avoid re-taking the measurements, please indicate the invoice n°, order n° or delivery document n° for the original cover: .....

Caution, Ivernea and Ivernea Plus covers are not compatible with a solar PVC slat cover.

**SLATS**

In-ground (decking above water)     In-ground (decking under water)     Above-ground (without covering)     Above-ground (with covering)

**MODEL / COLOUR**

**Ivernea:**

Green     Blue     Beige     Grey

**Ivernea plus:**

Ivernea Plus

**POOL DIMENSIONS**

(for in-ground covers, indicate the size excluding the pit)

Length: ..... cm

Width: ..... cm

**Diagonals**

Diagonal AC = ..... cm

Diagonal BD = ..... cm

Diagonals taken at sharp corners.



**CORNER RADIUS**

A = ..... cm

B = ..... cm

C = ..... cm

D = ..... cm

**STAIRS**

Yes       No

**SHAPE:**

Square       Roman

Indicate the stair position:

On the AB width       On the CD width

Along the AD length     Along the BC length

**FILTRATION BLOCK / CUT**

Yes (supply a drawing)     No

**FITTINGS**

Bungee-clip

**OPTION**

Additional bungee clip(s): quantity: ..... recommended for windy regions.

Additional anchors for windy regions: quantity: .....

